FUN EXPLORERS
LONDON

SESSION SHOWCASE FOR FAMILIES

A Journey to New Zealand

Aotearoa · Land of the Long White Cloud

Four one-hour sessions from the Fun Explorers world cultures programme – a look inside our after-school club for primary-age children.



Kia ora!

Bringing the World to Your Child

THE JOURNEY AT A GLANCE

Four weeks on the other side of the world

Fun Explorers is a weekly after-school club for children aged 5–11. Each term, children travel country by country with their own Fun Explorers passport, discovering food, music, art, language and games. Here is exactly what happens during our four weeks in New Zealand.

4
sessions, one per week

1 hr
after school, on your site

9
te reo Māori words & phrases

8
things to take home

1 Welcome to New Zealand!

- Guess the destination
- Fly to the other side of the world
- Passport control
- Make a New Zealand flag

2 The Haka, Māori Art & Games

- Kia ora tātou!
- Perform the haka
- Māori-inspired bookmark
- The 85-letter game

3 Food, Feelings & Facts

- Tēnā koutou!
- Feelings in te reo Māori
- Cook a New Zealand apple dessert
- Become fact detectives

4 Fun Facts, Rap & Haere Rā

- How are you?
- Fun facts dance game
- The Fun Explorers rap
- Look back, look ahead

Where New Zealand fits: one of 9 mystery stops on the Year 1 journey



Words children learn

Kia ora Hello	**Kia ora tātou** Hello everyone	**Tēnā koutou** Greetings, everyone	**Kei te pēhea koe?** How are you?	**Koa** Happy
Pōuri Sad	**Pai** Good	**Hei konei rā** See you later	**Haere rā** Farewell	

Did you know?

A beautiful name
The Māori name for New Zealand, Aotearoa, means “Land of the Long White Cloud”.

Official languages
Te reo Māori and New Zealand Sign Language, and almost everyone speaks English too.

A living dinosaur relative
The tuatara’s ancestors date back to the age of the dinosaurs, and it can live for over 100 years.

SESSION 1

NEW ZEALAND · WEEK 1 OF 4

Welcome to New Zealand!

Clues, a long-haul flight, passport control and the legend of the haka

The hour, step by step

1. **Guess the destination**
   Seven clues, from “the national bird is the kiwi” to “their summer is our winter”, until someone cracks it: New Zealand!

2. **Fly to the other side of the world**
   On the map, children see just how far New Zealand is from the UK – around 24 hours by plane – then ‘fly’ across the Pacific.

3. **Passport control**
   Each child is greeted with “Kia ora!” as their passport is stamped: a brand-new country and a brand-new continent, Oceania.

4. **Make a New Zealand flag**
   A miniature straw flag for their backpack, spotting the Union Jack inside it and talking about New Zealand’s links with the UK.

5. **Meet Aotearoa**
   A short film of mountains, lakes and coastline. What did they like best? How is the music different from home?

6. **Discover the haka**
   What the haka is, the Māori legend of Tānerore’s shimmering summer dance, and why the All Blacks perform it before every match.

WHY IT WORKS

The guessing game hooks curiosity from the very first minute, and the passport ritual gives every child their own moment in the spotlight.

TE REO MĀORI CORNER

Kia ora
kee-ah or-ah
Hello

Hei konei rā
hay ko-nay rah
See you later

CHILDREN TAKE HOME

- Their own New Zealand flag
- New Zealand fun facts sheet
- A new passport stamp

LEARNING LINKS

Geography · History · Art · Oracy



THE MOMENT

Every child hears “Kia ora!” as their passport is stamped for a brand-new continent.

SESSION 2

NEW ZEALAND · WEEK 2 OF 4

The Haka, Māori Art & Games

Performing together, creating Māori-inspired art and tackling an 85-letter word

The hour, step by step

1. **Kia ora tātou!**
   A new greeting for the whole group, and a quick recap. Children learn that te reo Māori is taught in New Zealand schools alongside English.

2. **Perform the haka**
   We read the words and their meaning together, follow a tutorial and perform as one group. Energy and teamwork matter far more than perfection.

3. **Māori-inspired bookmark**
   Children paint a craft-stick bookmark and decorate it with bold red and black patterns inspired by traditional Māori carving.

4. **The 85-letter game**
   We break the world's longest place name into syllables, then play a traditional tag and memory game: the chaser must recite it in a single breath!

WHY IT WORKS

A high-energy group performance followed by calm, focused craft keeps every child engaged – and the 85-letter game makes breaking words into syllables genuinely exciting.

TE REO MĀORI CORNER

Kia ora tātou
kee-ah or-ah tah-toh
Hello everyone

Hei konei rā
hay ko-nay rah
See you later

CHILDREN TAKE HOME

- A Māori-inspired bookmark
- The haka words with English translation
- Activity sheet

LEARNING LINKS

PE & dance · Art & design · Languages · Teamwork

THE MOMENT

The whole group performing the haka together – loud, proud and full of laughter.

SESSION 3

NEW ZEALAND · WEEK 3 OF 4

Food, Feelings & Facts

Talking about how we feel in te reo Māori, cooking a New Zealand treat and becoming fact detectives

The hour, step by step

1. **Tēnā koutou!**
   A more formal greeting to guess, then a new question – “Kei te pēhea koe?” (How are you?) – practised with a soft-ball throwing game.

2. **Feelings in te reo Māori**
   Children answer with koa (happy), pōuri (sad) or pai (good), building confidence and emotional vocabulary in a new language.

3. **Cook a New Zealand apple dessert**
   Hands-on cooking: children build their own layered apple dessert ‘club sandwich’ and take it home to share with their family.

4. **Become fact detectives**
   Six surprising facts to remember for next week’s game – including more sheep than people, and no snakes at all!

5. **Music to pack up to**
   Traditional Māori music plays while children pack their backpacks, then we say “Haere rā” – farewell.

WHY IT WORKS

Feelings vocabulary in a new language gives quieter children a safe, playful way to share how they are, and hands-on cooking builds real independence.

TE REO MĀORI CORNER

Tēnā koutou
ten-ah koh-toh
Greetings, everyone

Kei te pēhea koe?
kay teh peh-heh-ah kweh
How are you?

Koa · Pōuri · Pai
koh-ah · paw-oo-ree · pie
Happy · Sad · Good

Haere rā
hah-ray rah
Farewell

CHILDREN TAKE HOME

- Their apple dessert to share
- New Zealand word search

LEARNING LINKS

Food & DT · PSHE & wellbeing · Music · Memory



THE MOMENT

Proud faces carrying home a dessert they made themselves.

SESSION 4

NEW ZEALAND · WEEK 4 OF 4

Fun Facts, Rap & Haere Rā

A dance-and-dash facts game, our ever-growing Fun Explorers rap, and a fond farewell

The hour, step by step

1 How are you?

We greet with “Tēnā koutou” and replay the soft-ball game: can everyone remember koa, pōuri and pai?

2 Fun facts dance game

Children dance to Māori music; when it stops they dash to one of six fact posters. A fact is drawn at random – everyone standing there scores!

3 The Fun Explorers rap

Children add a New Zealand verse to the rap that grows with every country we visit, ending with New Zealand.

4 Look back, look ahead

Which country so far would they most like to visit for real, and why? Then a final clue about where the journey goes next…

WHY IT WORKS

Retrieval practice disguised as a dance game, plus a rap that recaps every country so far – children remember far more than they realise.

TE REO MĀORI CORNER

Haere rā
hah-ray rah
Farewell

Tēnā koutou
ten-ah koh-toh
Greetings, everyone

CHILDREN TAKE HOME

- New Zealand fact file
- A full passport page to show family

FROM OUR RAP

Where we’ve performed ‘The Haka’!
And learnt the Māori language
Although it’s very far away
It’s definitely worth the journey
So it’s ‘Haere rā’ New Zealand…
And hello…?

LEARNING LINKS

Music & performance · Oracy · Reflection · Geography



THE MOMENT

“So it’s ‘Haere rā’ New Zealand… and hello…?” – the whole group shouting out the next stop.

WHY IT MATTERS FOR YOUR CHILD

Real learning, wrapped in adventure

Every Fun Explorers session is playful on the surface and purposeful underneath. Just four weeks in New Zealand touch on eight areas of the curriculum, and build confidence and curiosity too.

Geography

Locating New Zealand, continents and oceans, the two islands, and why seasons are reversed in the southern hemisphere.

Languages & oracy

Nine te reo Māori words and phrases, practised aloud every week with pronunciation guides.

PE & dance

Learning and performing the haka as a group – coordination, rhythm, projection and teamwork.

Art & design

A New Zealand flag and a bookmark inspired by traditional Māori patterns and carving.

Food & DT

Following a recipe to make a New Zealand apple dessert, with simple food-preparation skills.

PSHE & wellbeing

Naming feelings in a new language – happy, sad, good – and talking about how we feel.

Music

Comparing music across cultures and performing our own Fun Explorers rap.

SMSC & British Values

Mutual respect and curiosity about other cultures, building real cultural capital.

How it works for families

Simple to book

Parents book and pay online, and the club runs at school straight after the bell.

Everything provided

One hour a week at school, with all resources, materials and activity sheets provided.

Proven and protected

Ofsted-aligned, fully insured with £10M public liability cover, and refined over five years in 20+ Birmingham schools.



Respect at the heart. We introduce the haka, te reo Māori and Māori art as living cultural treasures – sharing their meaning and history so children learn to appreciate other cultures, not just copy them.

Ready for your child to explore the world?

Register your interest on your school's Fun Explorers page, and we'll let you know as soon as a club opens. Questions? We'd love to hear from you.

Get in touch →

Simon Ford

Director, Fun Explorers London

07467 607636

simon.ford@funexplorerslondon.com

funexplorerslondon.com

Scan to visit

The Fun Explorers programme was created by founder Michael Meacham. Delivered in London by Fun Clubs London Limited (Company No. 17308078), trading as Fun Explorers London.